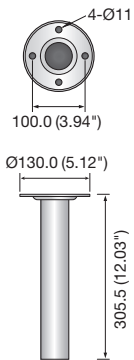


# PTZ/Dome Mounts

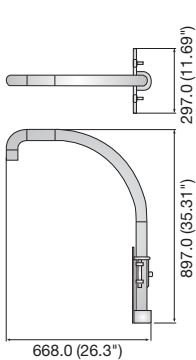
							
	SBP-300CM	SBP-300LM	SBP-300PM	SBP-300KM	SBP-300HM1	SBP-301HM2	SBP-301HM3
Materials	Aluminum + SECC	Aluminum + SECC	SECC	SECC	Aluminum	Aluminum	Aluminum
Dimensions (WxHxD)	Ø130.0 x 305.5mm (Ø5.12" x 12.03")	297.0 x 897.0 x 668.0mm (11.69" x 35.31" x 26.3")	166.0 x 183.0 x 65.0mm (6.54" x 7.2" x 2.56")	115.0 x 183.0 x 100.0mm (4.53" x 7.2" x 3.94")	Ø178.0 x 53.0mm (Ø7.01" x 2.09")	Ø144.0 x 51.0mm (Ø5.67" x 2.01")	Ø155.4 x 55.0mm (Ø6.12" x 2.17")
Pipe Thread	1 1/2" PF	1 1/2" PF	N/A	N/A	N/A	N/A	N/A
Weight	700g (1.54 lb)	3.5Kg (7.72 lb)	1.4Kg (3.09 lb)	2.2Kg (4.85 lb)	500g (1.1 lb)	500g (1.1 lb)	500g (1.1 lb)
Color	Ivory	Ivory	Ivory	Ivory	Ivory	Ivory	Ivory
Applicable Model	SCP-3430H/3371H SCP-3370TH/3370H SCP-3250H/3120VH SCP-2430H/2373H/2371H SCP-2370TH/2370H SCP-2370RH/2330H SCP-2273H/2271H SCP-2270H/2250H SNP-6321H/6320H/6201H SNP-6200RH/6200H SNP-5430H/5321H SNP-5300H/5200H SNP-3371TH/3371H SNP-3302H/3120VH	SCP-3430H/3371H SCP-3370TH/3370H SCP-3250H/3120VH SCP-2430H/2373H/2371H SCP-2370TH/2370H SCP-2370RH/2330H SCP-2273H/2271H SCP-2270H/2250H SNP-6321H/6320H/6201H SNP-6200RH/6200H SNP-5430H/5321H SNP-5300H/5200H SNP-3371TH/3371H SNP-3302H/3120VH	SBP-300WM1 SBP-300WM SBP-300B	SBP-300WM1 SBP-300WM SBP-300B	SCP-3430/3370 SCP-3250/3120 SCP-2430/2370 SCP-2330 SCP-2270/2250/2120 SNP-6200 SNP-5200 SNP-3371/3302/3120 SBP-300WM1/300WM SBP-300CM/300LM	SCD-6081R/6080 SCV-5083R/5083/5082 SCV-3083/3082/3081 SCV-2082R/2081R/2081 SND-7084R/7084/7082 SND-6084R/6084/6083 SND-5084R/5084/5083 SND-5080 SND-3082 SNV-1080R/1080 SBP-300WM1/300WM SBP-300CM/300LM	SCP-3371/2373/2273 SCP-2371/2271 SCV-3120/3080/2120 SCV-2080R/2080/2060 SNP-6321/6320/6201 SNP-5430/5321/5300 SNV-7082/7080R/7080 SNV-5080 SNV-3120/3082 SBP-300WM1/300WM SBP-300CM/300LM

## Dimensions

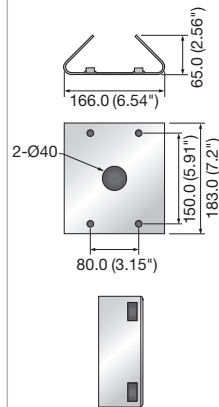
Unit : mm (inch)



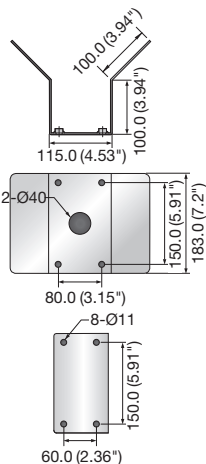
SBP-300CM



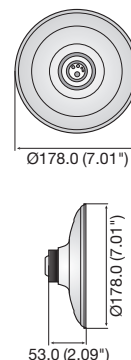
SBP-300LM



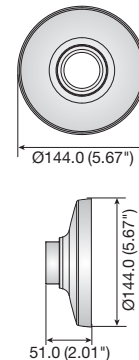
SBP-300PM



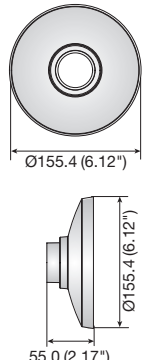
SBP-300KM



SBP-300HM1



SBP-301HM2



SBP-301HM3